

SOLICITAÇÃO

ESCOPO TÉCNICO DETALHADO DO SERVIÇO

SOLICITANTE: Kuayre Meireles

CARGO: Coordenador de Melhoria Contínua

DATA: 13/02/2023

SOLICITAÇÃO DE SERVIÇO:

- AQUISIÇÃO E INSTALAÇÃO DE BALCÕES, NICHOS E ARMÁRIO EM MDF

DESCRIÇÃO DO SERVIÇO:

Os planejados em MDF deverão ser confeccionados com base nas descrições a seguir:

- a) Chapas em MDF com espessura de 1,5cm;
- b) Cor das chapas: branco;
- c) Revestimento: duas faces da chapa;
- d) Acabamentos: Todas as chapas deverão conter acabamentos nas bordas aparentes com fita da mesma cor da chapa;
- e) Puxadores de alumínio tipo perfil em todas as portas;
- f) Dobradiças de pressão com amortecimento;
- g) As bases dos balcões deverão ser revestidas em mármore na cor cinza andorinha;

Observações Gerais

- Prazos de entrega: até 25/02/2023 (instalado)

- A contratada deverá fornecer todos os materiais, equipamentos e demais itens necessários para realização do serviço;

- Uma visita técnica para análise dos locais de instalação deverá ser realizada pela contratada antes do início do serviço;

- Demais informações necessárias para elaboração das propostas comerciais poderão ser solicitadas via e-mail: coordenadormc.hel@institutopatris.org.br

PROJETOS: Em anexo

JUSTIFICATIVA

Considerando:

Além de necessário para organização dos setores assistenciais e farmácia central do HEL, os móveis planejados são fundamentais para a segurança dos colaboradores e pacientes, tendo em vista a divisão adequada dos materiais e kits de medicação utilizados frequentemente na operação.

Considerando as alterações relacionadas aos setores de enfermaria, a presente solicitação também irá atender as necessidades apontadas em reunião junto a SUVISA no dia 01/02/2023, onde foram definidos fluxos, divisões, aproveitamento e adequações relacionadas aos setores de enfermaria, levando em consideração o máximo atendimento possível a RDC 50 que "Dispõe sobre o Regulamento Técnico para planejamento, programação, elaboração e avaliação de projetos físicos de estabelecimentos assistenciais de saúde", além de garantir a plena operação da unidade hospitalar e atender ao contrato de gestão 045/2022.

SOLICITANTE

AUTORIZAÇÃO

Data: 13/02/23

Data: 13/02/2023

Kuayrê Meireles
Coordenador de Melhoria Contínua
Hospital Estadual de Luziânia

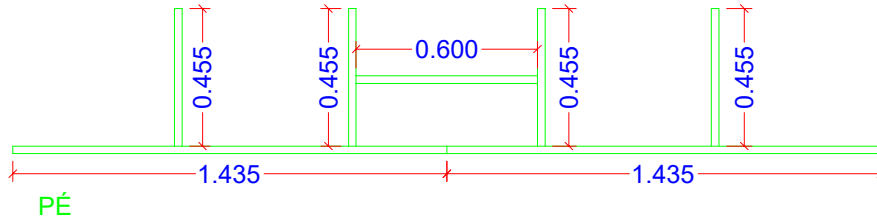
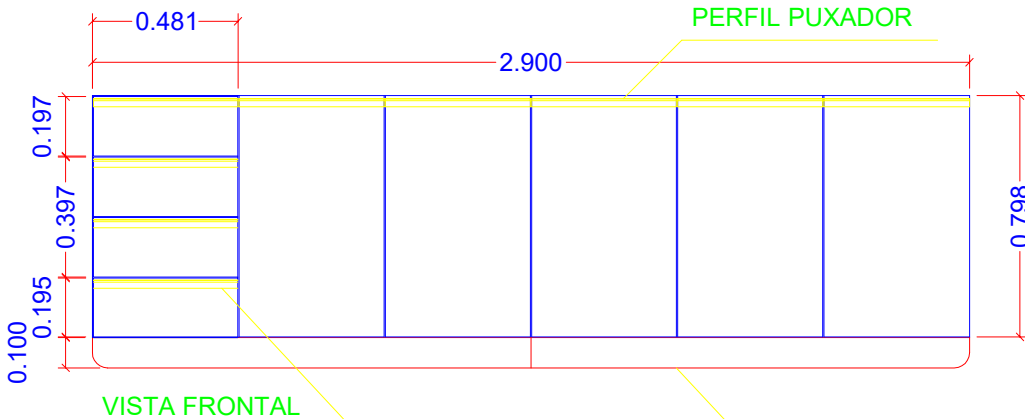
Assinatura e Carimbo

ISNAR PASSOS
Diretor Administrativo/Financeiro
CRA 042915
HOSPITAL ESTADUAL DE LUZIÂNIA

Assinatura e Carimbo

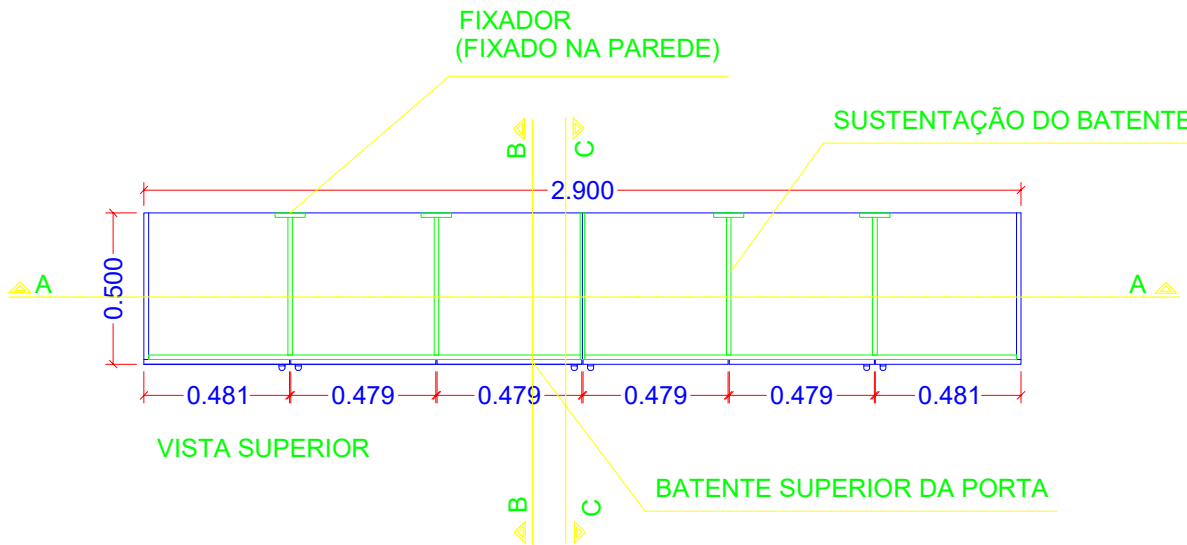
ITEM 01 - PLANEJADO CLÍNICA CIRÚRGICA /BALCÃO

QUANTIDADE: 1



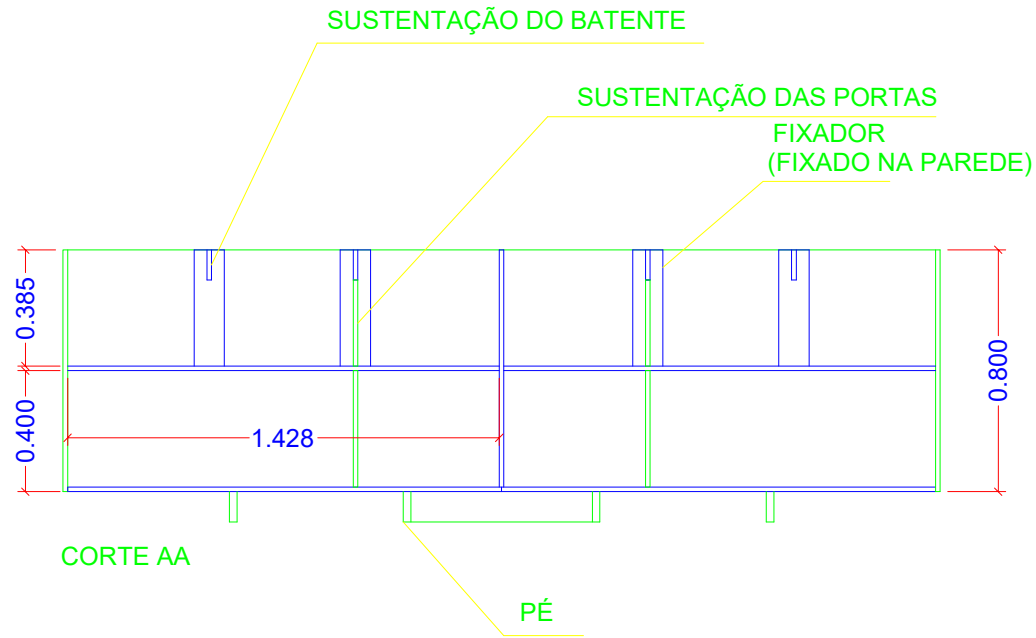
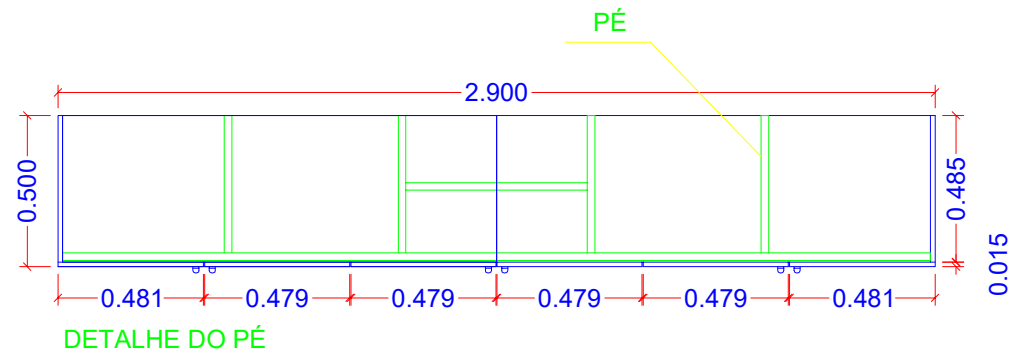
GAVETA 19,7 X 48,1

RODAPÉ DE MÁRMORE 145 X 10 X 2 CM



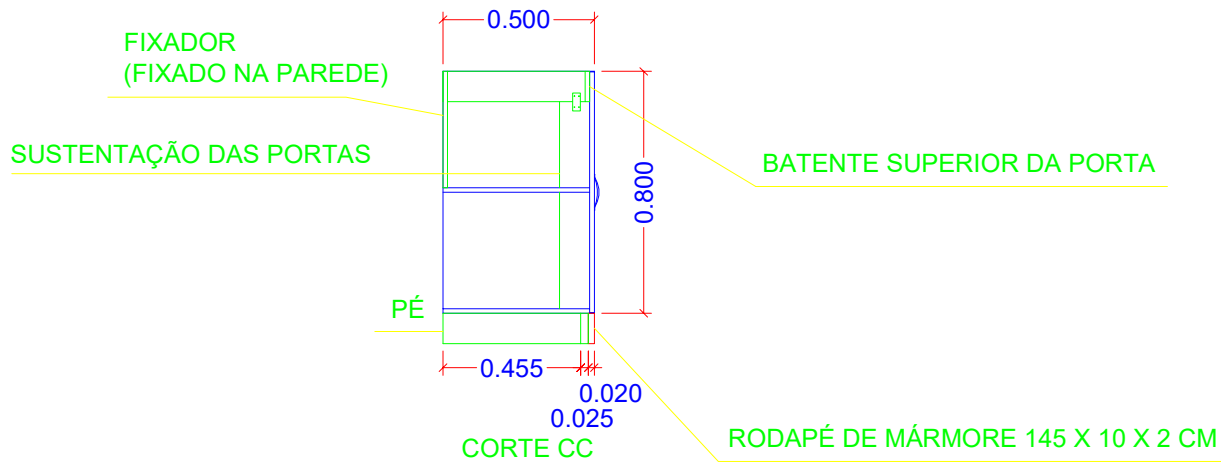
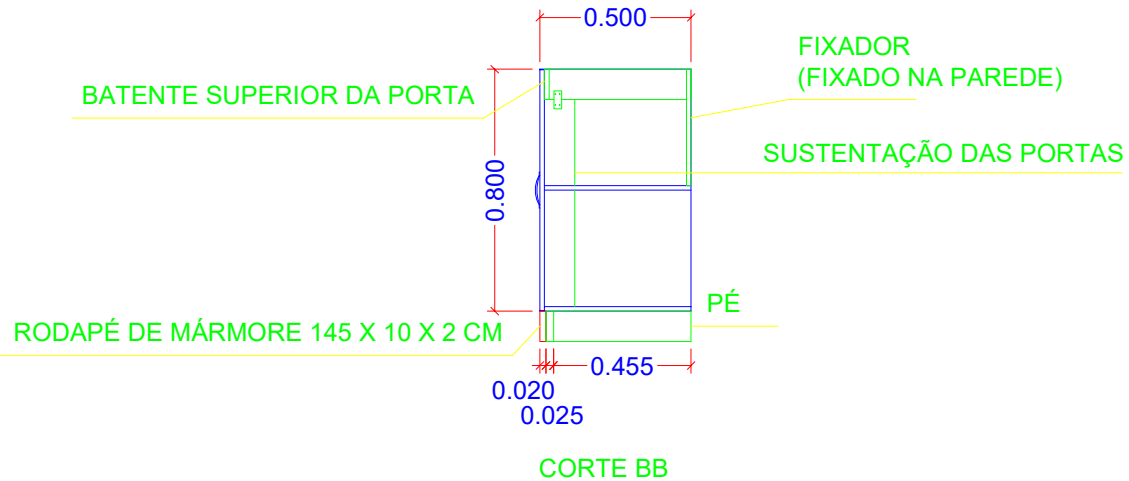
ITEM 01 - PLANEJADO CLÍNICA CIRÚRGICA /BALCÃO

QUANTIDADE: 1



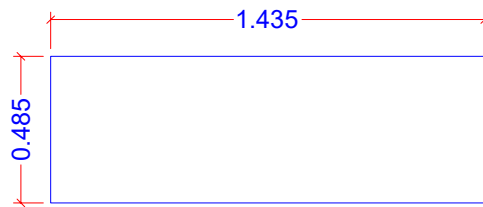
ITEM 01 - PLANEJADO CLÍNICA CIRÚRGICA /BALCÃO

QUANTIDADE: 1

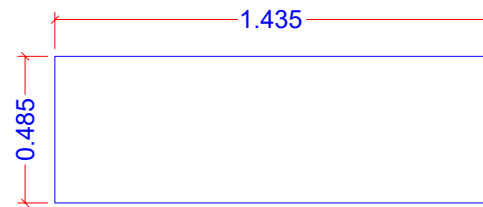


ITEM 01 - CORTE PLANEJADO CLÍNICA CIRÚRGICA/BALCÃO

QUANTIDADE: 1



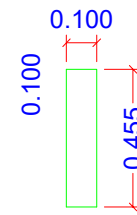
MDF BASE 2 UNIDADES 137 X 53,5 CM



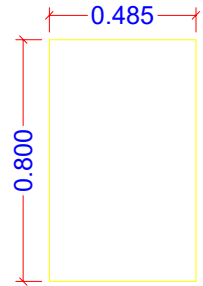
MDF REPARTIÇÕES HORIZONTAIS
2 UNIDADES 143,5 X 48,5



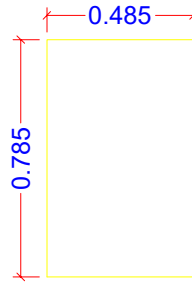
MDF BATENTE SUPERIOR
2 UNIDADES 142,8 X 10



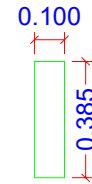
SUSTENTAÇÃO DO BATENTE
4 UNIDADES 45,5 X 10



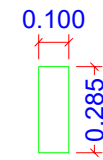
MDF LATERAL
2 UNIDADES 48,5 X 80 CM



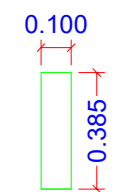
MDF DIVISÓRIA CENTRAL
2 UNIDADES 48,5 X 78,5 CM



FIXADOR
4 UNIDADES 38,5 X 10



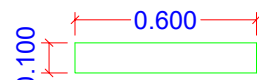
SUSTENTAÇÃO DAS PORTAS
2 UNIDADES 28,5 X 10



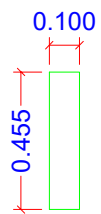
SUSTENTAÇÃO DAS PORTAS INFERIOR
2 UNIDADES 38,5 X 10



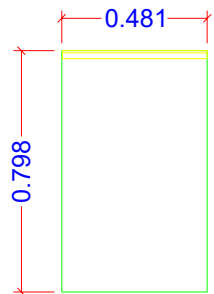
CHAPA MDF PARA RODAPÉ
2 UNIDADE 10 X 143,5 CM



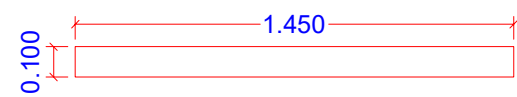
CHAPA MDF PARA RODAPÉ
1 UNIDADE 10 X 60 CM



CHAPA MDF PARA RODAPÉ
4 UNIDADE 10 X 45,5 CM



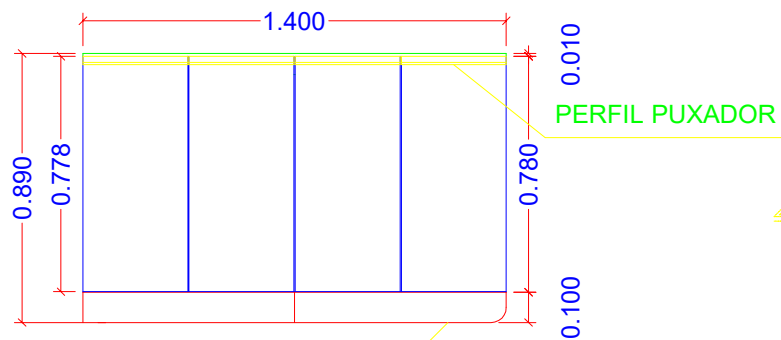
PORTA MDF
6 UNIDADE 48 X 79 CM



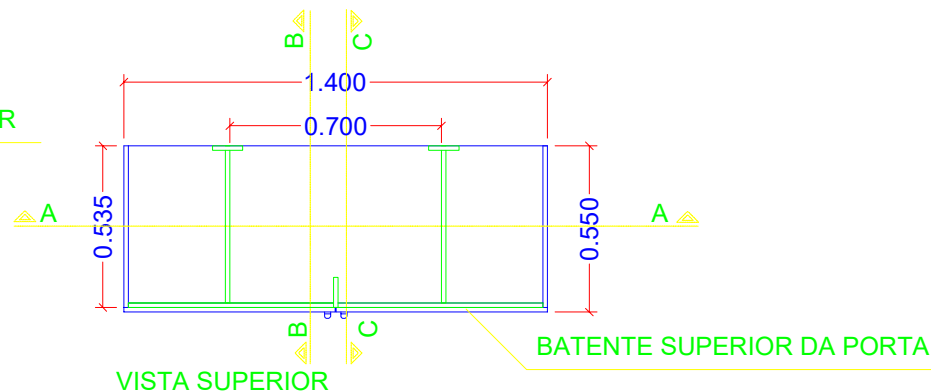
RODAPÉ DE MÁRMORE
2 UNIDADE 145 X 10 CM

ITEM 02 - PLANEJADO CLÍNICA MÉDICA/BALCÃO

QUANTIDADE: 1



RODAPÉ DE MÁRMORE 140 X 10 X 2 CM

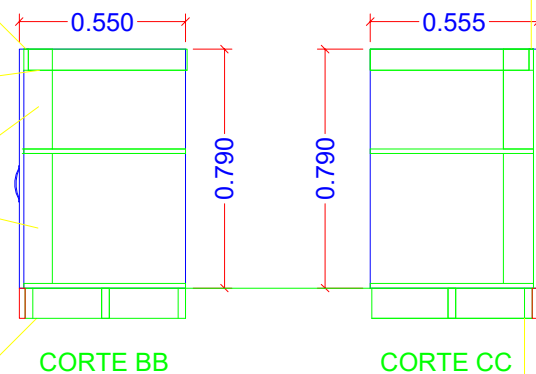


BATENTE SUPERIOR DA PORTA

BATENTE SUPERIOR DA PORTA

SUSTENTAÇÃO DO BATENTE

SUSTENTAÇÃO DAS PORTAS



PÉ

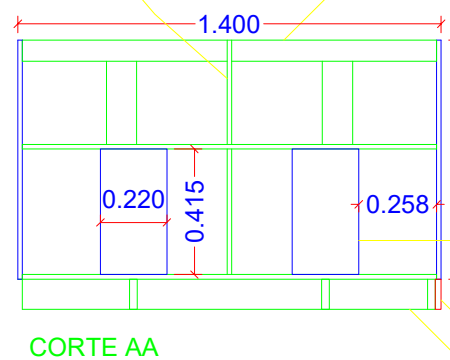
CORTE BB

CORTE CC

PÉ

SUSTENTAÇÃO DAS PORTAS

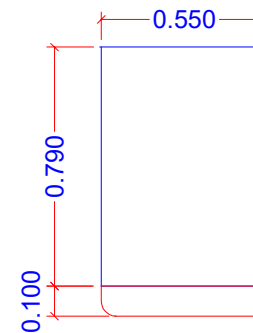
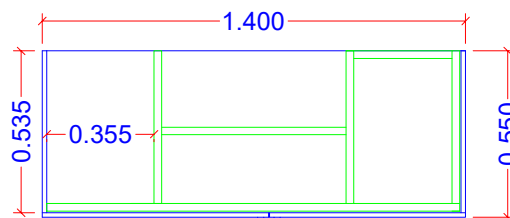
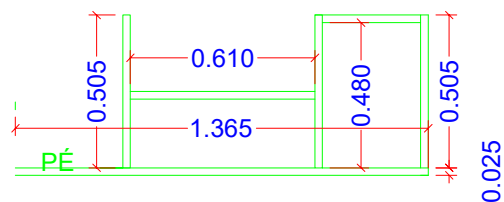
BATENTE SUPERIOR DA PORTA



FIXADOR 22 X 41,5 CM
(FIXADO NA PAREDE)

RODAPÉ DE MÁRMORE 55 X 10 X 2 CM

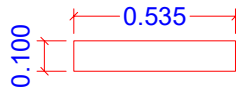
PÉ



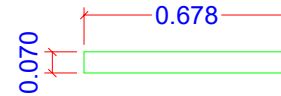
RODAPÉ DE MÁRMORE 53,5 X 10 X 2 CM

ITEM 02 - PLANEJADO CLÍNICA MÉDICA/BALCÃO


QUANTIDADE: 1



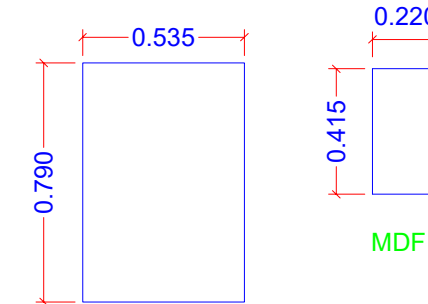
RODAPÉ DE MÁRMORE 53,5 X 10 X 2 CM, 1 UNIDADE



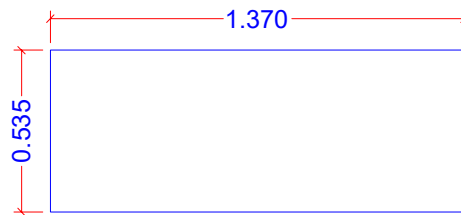
MDF BATENTE SUPERIOR 2 UNIDADE 67,8 X 7 CM



RODAPÉ DE MÁRMORE 70 X 10 X 2 CM, 2 UNIDADE

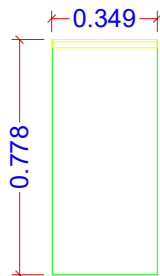


MDF FIXADOR 2 UNIDADES 22 X 41,5 CM




MDF REPARTIÇÕES HORIZONTAIS 2 UNIDADES 137 X 53,5 CM

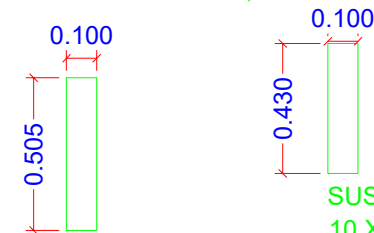
CHAPA LATERAL 2 UNIDADES 53,5 X 79 CM



PORTA DE MDF 34,9 X 77,8 CM

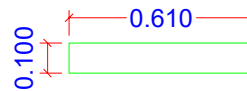


CHAPA MDF PARA RODAPÉ
1 UNIDADE 10 X 136,5 CM

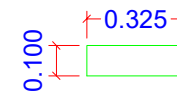


CHAPA MDF PARA RODAPÉ
3 UNIDADE 10 X 50,5 CM

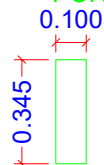
SUSTENTAÇÃO PORTA INFERIOR
10 X 43 CM 1 UNIDADES



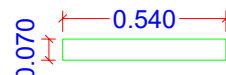
CHAPA MDF PARA RODAPÉ
1 UNIDADE 10 X 61 CM



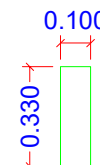
CHAPA MDF PARA RODAPÉ
1 UNIDADE 10 X 32,5 CM



FIXADOR SUPERIOR MDF 34,5 X 10 2 UNIDADES



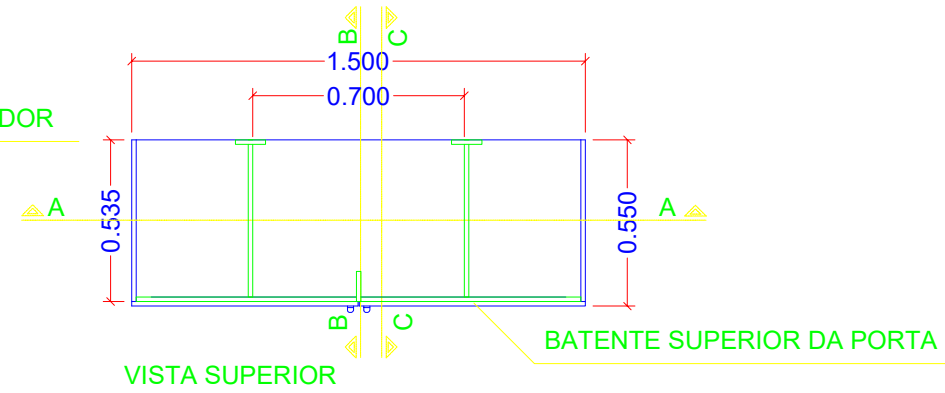
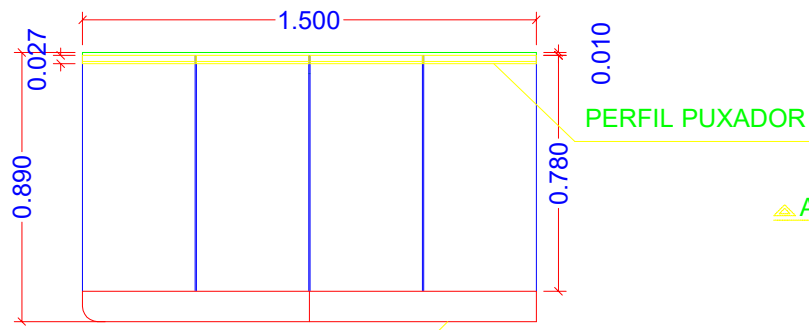
SUSTENTAÇÃO DO BATENTE 7 X 54 CM 2 UNIDADES



SUSTENTAÇÃO PORTA 10 X 33 CM 1 UNIDADES

ITEM 03 - PLANEJADO MATERNIDADE/BALCÃO

QUANTIDADE: 1



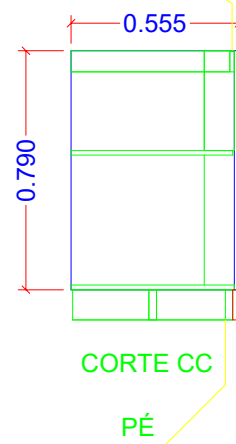
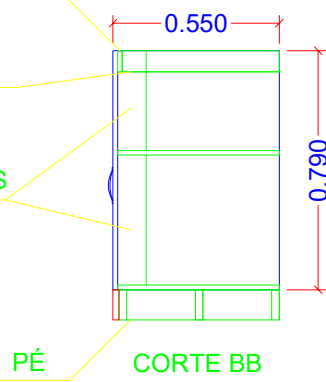
RODAPÉ DE MÁRMORE 150 X 10 X 2 CM

BATENTE SUPERIOR DA PORTA

BATENTE SUPERIOR DA PORTA

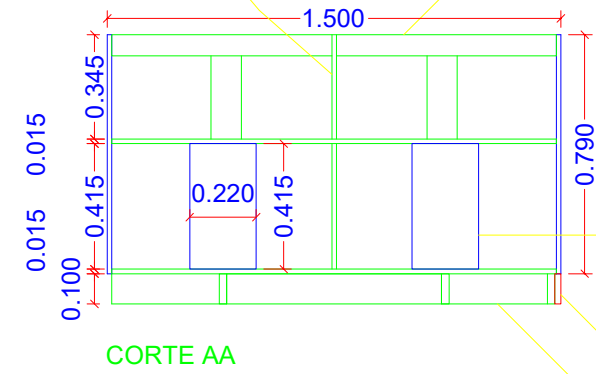
SUSTENTAÇÃO DO BATENTE

SUSTENTAÇÃO DAS PORTAS



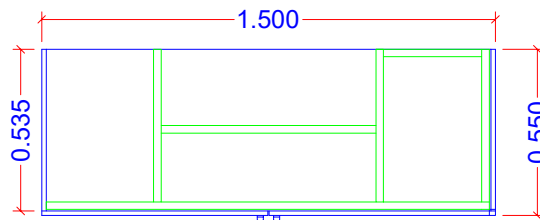

SUSTENTAÇÃO DAS PORTAS

BATENTE SUPERIOR DA PORTA

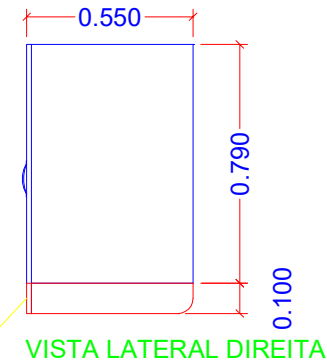


FIXADOR 22 X 41,5 CM
(FIXADO NA PAREDE)

RODAPÉ DE MÁRMORE 55 X 10 X 2 CM

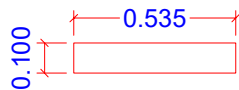


RODAPÉ DE MÁRMORE 55 X 10 X 2 CM




ITEM 03 - PLANEJADO MATERNIDADE/BALCÃO


QUANTIDADE: 1



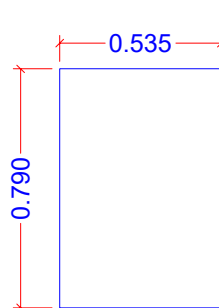
RODAPÉ DE MÁRMORE 53,5 X 10 X 2 CM, 1 UNIDADE



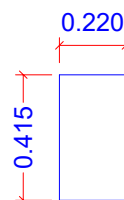
MDF BATENTE SUPERIOR 2 UNIDADE 72,8 X 7 CM



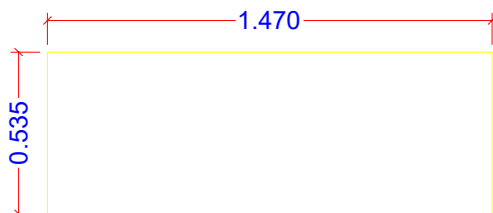
RODAPÉ DE MÁRMORE 75 X 10 X 2 CM, 2 UNIDADE



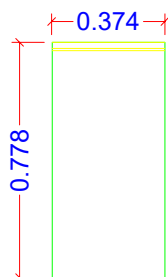
CHAPA LATERAL 2 UNIDADES 53,5 X 79 CM




MDF FIXADOR 2 UNIDADES 22 X 41,5 CM



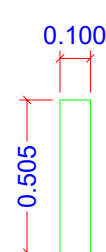
MDF REPARTIÇÕES HORIZONTAIS 2 UNIDADES 147 X 53,5 CM



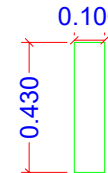
PORTA DE MDF 37,4 X 77,8 CM



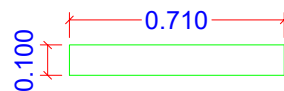
CHAPA RODAPÉ MDF
1 UNIDADE 10 X 146,5 CM



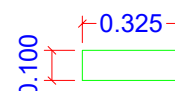
CHAPA MDF RODAPÉ
3 UNIDADE 10 X 50,5 CM



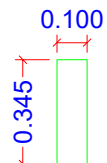
SUSTENTAÇÃO PORTA INFERIOR
10 X 43 CM 1 UNIDADES




CHAPA MDF RODAPÉ
1 UNIDADE 10 X 71 CM



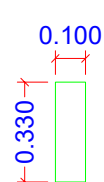
CHAPA MDF RODAPÉ
1 UNIDADE 10 X 32,5 CM



FIXADOR SUPERIOR MDF 34,5 X 10 2 UNIDADES



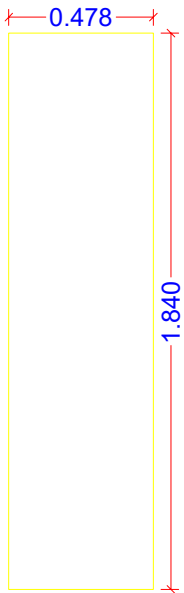
SUSTENTAÇÃO DO BATENTE 7 X 54 CM 2 UNIDADES



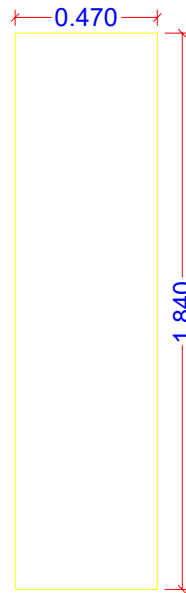
SUSTENTAÇÃO PORTA 10 X 33 CM 1 UNIDADES

PLANEJADO NICHOS FARMÁCIA


ITEM 04. QUANTIDADE: 1



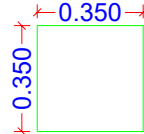
MDF FUNDOS LATERAIS 4 UNIDADES 47,8 X 184 CM



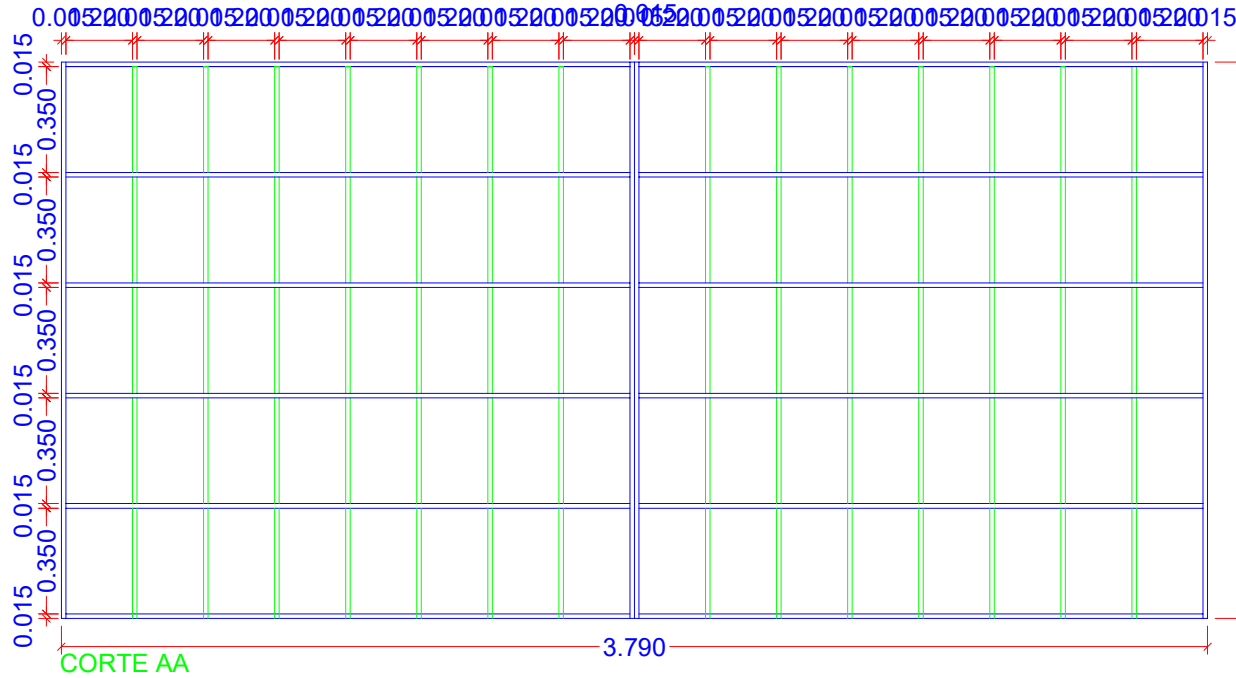
MDF FUNDOS CENTRAIS 4 UNIDADES 47 X 184 CM



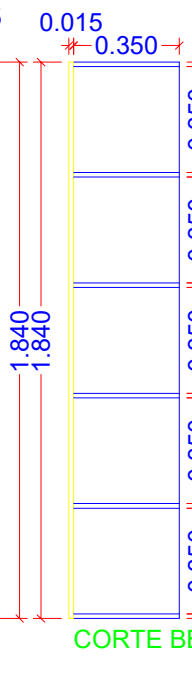
MDF REPARTIÇÕES HORIZONTAIS 12 UNIDADES 186,5 X 35 CM




MDF REPARTIÇÕES VERTICAIS 70 UNIDADES 35X35CM



CORTE AA



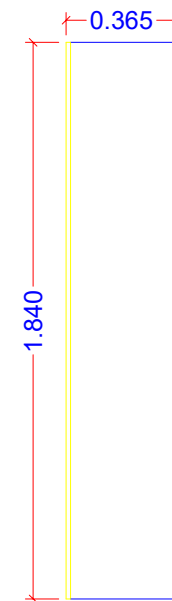

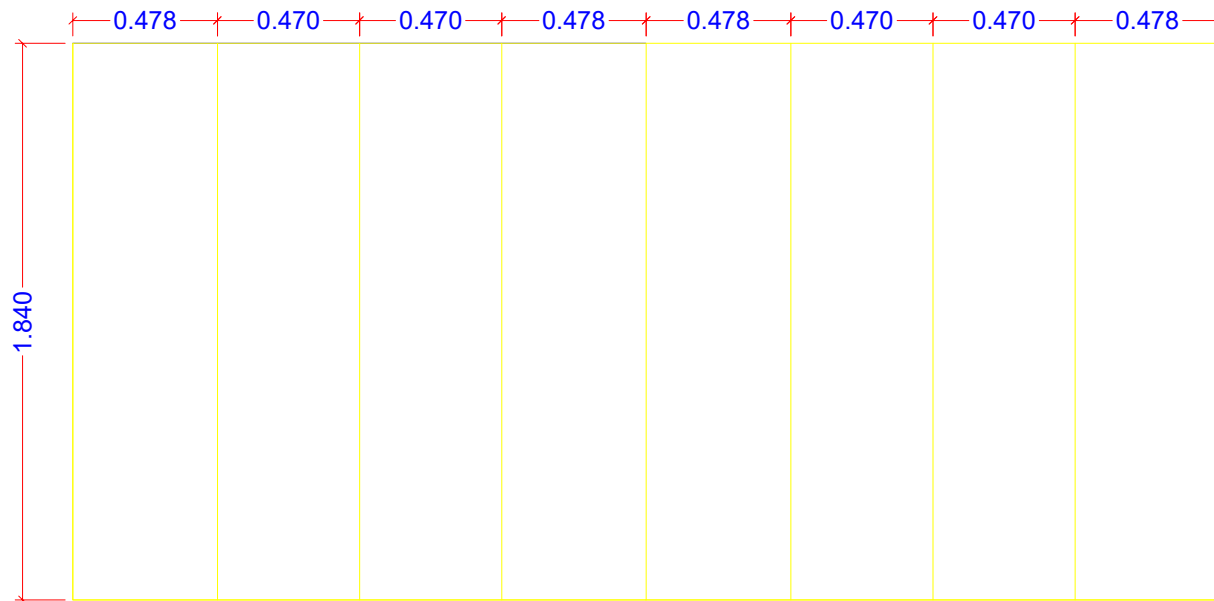
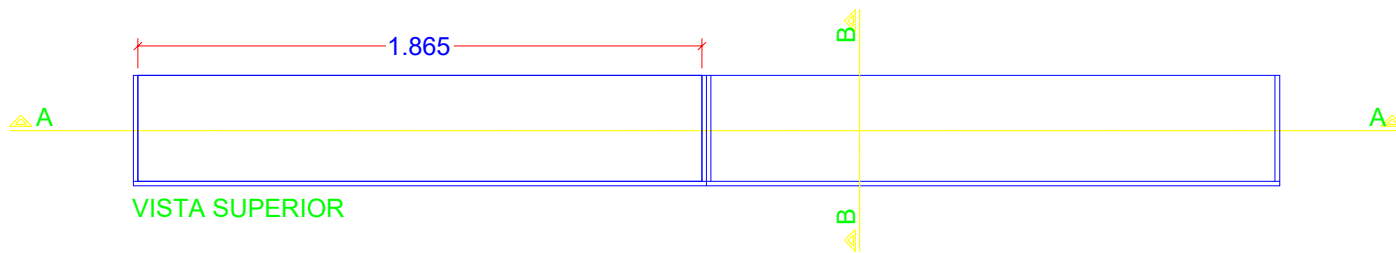
CORTE BB



MDF LATERAIS 4 UNIDADES 35 X 184 CM

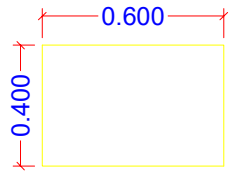
ITEM 04 - PLANEJADO NICHOS FARMÁCIA

QUANTIDADE: 1

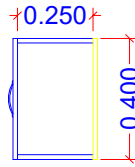


ITEM 05 - PLANEJADO FARMÁCIA CENTRO CIRÚRGICO/ARMÁRIO

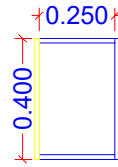
QUANTIDADE: 1



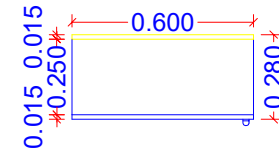
VISTA POSTERIOR



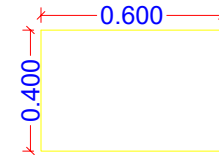
VISTA LATERAL DIREITA



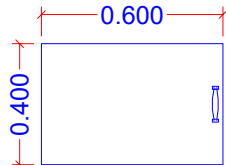
VISTA LATERAL ESQUERDA




VISTA SUPERIOR



MDF FUNDO 1 UNIDADES 25 X 60 CM



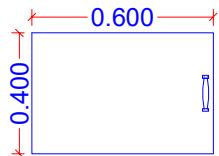
VISTA FRONTAL



MDF TOPO E BASE 2 UNIDADES 25 X 60 CM



MDF LATERAL 2 UNIDADES 25 X 37 CM

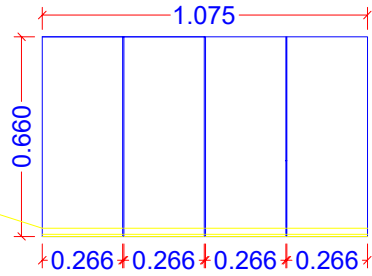


MDF PORTA 1 UNIDADES 25 X 60 CM

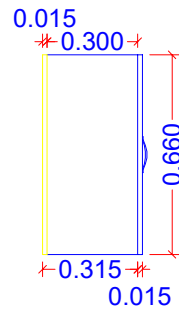
ITEM 06 - NICHOS PARA KIT MÉDICO PACIENTES 12 REPARTIÇÕES

QUANTIDADE: 3

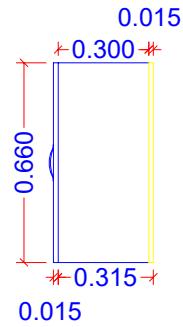
PERFIL PUXADOR



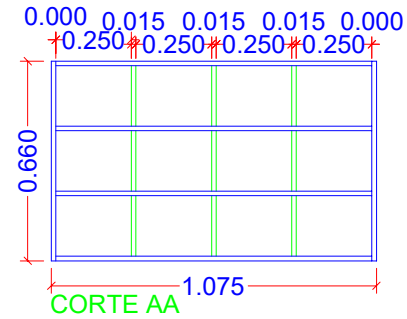
VISTA FRONTAL



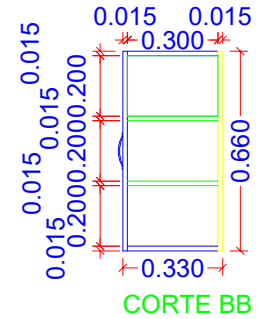
VISTA LATERAL DIREITA



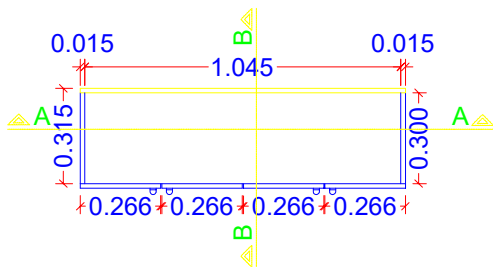
VISTA LATERAL ESQUERDA



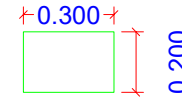
CORTE AA



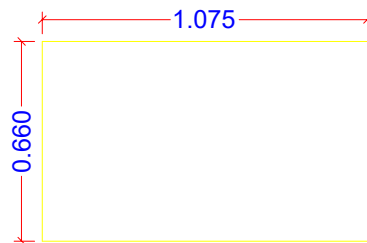
CORTE BB



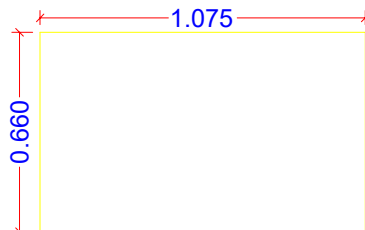
VISTA SUPERIOR



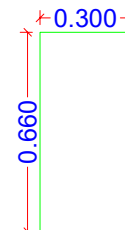
MDF REPARTIÇÕES VERTICAIS 09 UNIDADES 30 X 20 CM




VISTA FUNDOS



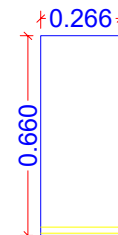
MDF FUNDO 1 UNIDADE 66 X 107,5 CM



MDF LATERAIS 2 UNIDADES 30 X 66 CM



MDF REPARTIÇÕES HORIZONTAIS 4 UNIDADES 104,5 X 30 CM



MDF PORTAS 4 UNIDADES 26,6 X 66 CM

ITEM 07 - NICHOS PARA KIT MÉDICO PACIENTES 9 REPARTIÇÕES

QUANTIDADE: 2

